







## AS A WCVB MEMBER, YOU GET...


 **ACCESS...**to our full service Visitors Center, where we provide our members' information and brochures to visitors and tourists!

**LISTING...**on our website - and your events posted to our Calendar of Events! 

 **ADVERTISING...**on our website and the Official Walworth County Travel Guide is available to our members!

**CONTACT...**with group leaders, trade shows, visitors, and other members through WCVB! 

 **REFERRALS...**to groups and visitors traveling to the area, as well as to other businesses, through our Member 2 Member program!

**ASSISTANCE...**from the wonderful staff at WCVB with any area or tourism questions! 

## MISSION STATEMENT

To provide leadership, guidance, and assistance to the Walworth County tourism industry and to ensure that tourism is a top contributor to our county's economy and quality of life.

### Meet the Staff:

**Executive Director - Kathy Seeberg**  
**Sales Manager - Kristen Hoff**  
**Executive Assistant - Raven DeLange**



Walworth County Visitors Bureau

203 East Walworth Street, PO Box 1015  
Elkhorn, Wisconsin 53121  
☎ 262.723.3980 | 800.395.8687  
📠 262.723.3982  
✉ info@visitwalworthcounty.com

## WALWORTH COUNTY VISITORS BUREAU



## New Member Application

  
**Benefits**  
  
**Rates**

[www.VisitWalworthCounty.com](http://www.VisitWalworthCounty.com)

## MEMBERSHIP RATES

### Division 1 - Accomodations

1-4 Rooms	\$120
5-10 Rooms	\$160
11-30 Rooms	\$205
31-50 Rooms	\$285
51-75 Rooms	\$340
76-100 Rooms	\$395
Over 100 Rooms	\$505
Restaurant on-site addtl.	\$120

### Division 2 - Restaurants, Taverns

0-3 Employees	\$120
4-10 Employees	\$160
11-20 Employee	\$205
21-30 Employees	\$230
Over 30 Employees	\$285
<i>(full time employees)</i>	

### Division 3 - Retail, Professional, Recreational, & Service

0-3 Employees	\$120
4-10 Employees	\$160
11-20 Employees	\$205
21-50 Employees	\$230
51-100 Employees	\$370
Over 100 Employees	\$505
<i>(full time employees)</i>	

### Division 4 - Campgrounds

1-50 Sites	\$120
51-100 Sites	\$160
Over 100 Sites	\$205

### Division 5 - Other

Citizen (non-business)	\$25
Charitable Organization	\$60

The membership year runs July 1 - June 30 and fees are prorated throughout the year.

## WALWORTH COUNTY VISITORS BUREAU MEMBERSHIP APPLICATION

Business/Organization Name: \_\_\_\_\_

Location: \_\_\_\_\_

City: \_\_\_\_\_ State: \_\_\_\_\_ Zip Code: \_\_\_\_\_

Phone Number: \_\_\_\_\_ Toll Free Number: \_\_\_\_\_

Fax Number: \_\_\_\_\_ Website: \_\_\_\_\_

Number of Full-time Employees: \_\_\_\_\_ Number of Part-time Employees: \_\_\_\_\_

Contact Name: \_\_\_\_\_

Address: \_\_\_\_\_

City: \_\_\_\_\_ State: \_\_\_\_\_ Zip Code: \_\_\_\_\_

Contact Phone Number: \_\_\_\_\_ Email Address: \_\_\_\_\_

Non-Profit:  Yes  No (If yes, please attach proof of non-profit status)

Referred by: \_\_\_\_\_

Please invoice  Check enclosed  Charge Credit Card

Please write a short description of your business or organization. This information will be used as the description of your business/organization on the WCVB website.


\_\_\_\_\_

\_\_\_\_\_

\_\_\_\_\_

\_\_\_\_\_

\_\_\_\_\_



Signature: \_\_\_\_\_ Date: \_\_\_\_\_